




NAME :

KEA

SECTION HANDBOOK



TAUHINU SEA SCOUT GROUP



WELCOME TO THE KEA SECTION!

In the Kea Section you'll be able to do lots of fun and adventurous activities. You'll learn new skills and make new friends.

These activities will help you to:

Share

Care

Discover

Grow

Name: _____

Group: _____

This book tells you all about Scouting, the Kea Section, and the awards you can achieve. You might want to read it with your parent or guardian so they can help to explain some parts.

CONTENTS

Introduction	04
Purpose of Scouting	05
Safe From Harm	07
SPICES	08
The Scout Method	09
Programme Areas	10
Adventurous, Fun, Challenging, Active, and Inclusive	10
Plan, Do, Review	11
Kea Achievement Pathways	12
Scout Law and Kea Promise	17
Introduction to Scouting	20
Introduction to the Kea Section	22
Bronze, Silver, and Gold Awards	27
Participate, Assist, Lead	29
Bronze Kea Award	30
Silver Kea Award	35
Gold Kea Award	41

The Adventure Skills	50
Better World	54
Adventurous Journey	72
Community Engagement	76
Peer-Led Review	78
Kōwhai Kea Award	79
Continuing Your Scouting Journey	80
Uniform and Badge Layout	81
Team Leader	82
Assistant Team Leader	83
Code of Conduct	83
Introduction to the Kea Section	84
The SPICES	86
Personal Programme Area	88
Adventure Programme Area	89
Community Programme Area	90
For Parents and Whānau	91

INTRODUCTION

This Handbook provides you with all the information you need to take part in the Kea Programme, as well as a place to record your achievements.

About the Kea Section


While you're in the Kea Section you'll have lots of fun going on awesome adventures and playing heaps of games.

Working in small teams with other Kea you can learn new skills and make new friends.

You can plan some of your own adventures too with help from your adult Kaiārahi.

The Kea Section is the youngest in Scouting.
The first Kea Clubs started in 1979.

You can join the Kea Section from age 5. When you're ready, usually around your 8th birthday, you can move to the Cub Section.



Youth Leadership Team

Your Youth Leadership Team is made up of the Team Leaders of each Team. You might have Assistant Team Leaders too. They are there to help you with your Kea journey and can answer questions you have about being a Kea.

They can also sign off your achievement pathway achievements with help from your Kaiārahi.


Kaiārahi

Kaiārahi are the adults who are there to help guide you on your journey through the Kea Section.

KAIĀRAHI

PURPOSE OF SCOUTING

We want to help you grow through your Scouting journey to achieve your full potential and make this world a better place. This is the purpose of Scouting.



WE...

EMPOWER

YOUTH THROUGH

ADVENTUROUS


EXPERIENCES

TO LEAD LIVES

THAT MAKE A

POSITIVE

DIFFERENCE



PERSONAL



ADVENTURE



COMMUNITY

THE KEA PROGRAMME

The Kea Programme is everything you do as a Kea. This includes your regular Section nights, as well as all the other adventures you'll take part in as a Kea.

There are three main parts of this:

SPICES

These are also known as the Areas of Personal Growth - basically all the things we learn and grow in on our Scouting journey! They're the **why** of Scouting.



The Scout Method

This is **how** we do Scouting. There are 7 parts to the Scout Method, each of them as important as each other.



Programme Areas

These are the **what** of Scouting.


The 3 Programme Areas are Personal, Adventure, and Community, and we use them to plan and organise all our activities.



Personal



Adventure



Community

SAFE FROM HARM

Safe From Harm is how we keep you safe in Scouting. When you join, your Kaiārahi will talk you through what you should see from adults, and what is good behaviour for you.

When you participate in Scouting activities, you should always feel:



Safe



Included



Cared For



Well Supported



Listened to

Your Yellow Youth Card tells you about these things, and where you can go if you're worried about something.

You will be given a Yellow Youth Card when you join the Kea Section. You can ask your Kaiārahi for a new one if you can't find yours.

YOUTH CARD

What to expect of adults

Safe From Harm
Kia Noho Haumaru i te Kino

Provide safe spaces, have appropriate boundaries, and keep information private. *You feel safe.*

Participation
Te Whāinga Wahi

Support you to get involved, have a say, and make decisions. *You feel listened to.*

Strengths Based
Ā-Pūmanawa

Help you identify what you're good at and encourages you to try new things. *You feel cared for.*

Connection
Hanonga

Help you build stronger connections within SCOUTS, your community, and your whānau. *You feel included.*

The Best They Can Be
Whāia te Ihi Kahurangi

They take part in regular training, understand and act within the Code of Ethics. *You feel good.*

SCOUTS New Zealand

In turn, adults will expect you to follow the SCOUT Law and your Group's rules.

- Have Respect**
He Whai Whakaoro
 - for yourself and others
 - for the environment
- Do What is Right**
Kia Tika
 - be trustworthy
 - have integrity
- Be Positive**
Kia Ngākau Pai
 - accept challenges with courage
 - be a friend to all

Got an issue or want to give feedback? Then you can confidentially:

- Talk to a leader
- Talk to someone about an adult
0508 - SCOUT HELP (0508 726 684)
scouthelp@scouts.nz
- Or to make a report
report.scouts.nz
- For further support with non-SCOUT related issues check out Youthline:
0800 376 633
Free text 234
www.youthline.co.nz
- For more info go to our website
www.scouts.org.nz

SCOUTS New Zealand

PLEASE KEEP THIS WITH YOU.

SPICES

SPICES stands for Social, Physical/Mental, Intellectual, Character, Emotional, and Spiritual development.

They are our Areas of Personal Growth.

These are our Scouting outcomes; the part of Scouting that helps us develop into responsible and active citizens.

We call these SPICES to make them easier to remember.

Our Scout programme is about personal growth. Everyone is different.

So, your achievement pathway will be different from other Kea.

You can see how you have developed during your Scouting journey by thinking about how you have developed in the different SPICES.

To see what development looks like in the different SPICES, take a look at page 86.



Social



**Physical
& Mental**



Intellectual



Character



Emotional



Spiritual

THE SCOUT METHOD



Law and Promise

Te Kī Taurangi me te Ture

Values you should live by in all that you do, within and outside of Scouting.



Adventure

Te Wae-kai-kapua

Having fun and learning in the outdoors.



Personal Progression

Te Ahunga Whakamua Whaiaro

Challenging yourself to do your best with new and exciting adventurous things.



Community Engagement

Te Whakawhanaunga ki te Hapori

Actively helping other people in your neighbourhood to make it a better place.



Youth Leading, Adults Supporting

Ko ngā Taiohi ki te Arataki, ko ngā Pakeke ki te Tautoko

Scouting is for you, and the adults support you in your journey.



Learning by Doing

Mā Mahi ka Ako

Trying new things and practicing them.



Small Teams

He Tīma Iti

Working with others in small teams.

PROGRAMME AREAS

The Programme Areas help you to make sure there are a range of activities in your programme. Use them to help you think of ideas when you are planning your programme.

Work together with other Kea, with the support of your Kaiārahi, to build your programme to involve activities from each of these areas.


For some ideas on activities you might do in these areas, take a look at pages 59-60.



Personal



Adventure



Community

ADVENTUROUS, FUN, CHALLENGING, ACTIVE, AND INCLUSIVE

These are the five things that every activity we do in Scouting should be.



Adventurous: Taking risks, trying new things, and pushing yourself.

Fun: The most important! Everything you do as a Kea should be fun.

Challenging: Learning new things and developing your skills.

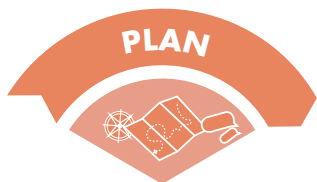
Active: Being actively involved with the activities you do.

Inclusive: Making sure that everyone is involved and able to be a part of the Kea Section!

PLAN, DO, REVIEW

WHAKAMAHERE, MAHI, AROTAKE

Plan, Do, Review is how we approach every activity in Scouting. There are 3 steps in this cycle:



Plan
Whakamahere

Decide what you are going to do, and how you are going to do it.



Do
Mahi

Put your plan into action!



Review
Arotake

Think about how it went, what went well, what you might do differently next time, and how you can use what you learned the next time you plan.



KEA ACHIEVEMENT PATHWAYS

The Kea achievement pathways helps you to plan your Scouting experiences around lots of different activities.

While badges are fun to earn, it's important to remember that they recognise your progression, they aren't the goal itself. Having fun and taking part in activities is the most important part!

Membership Badge

Before you are invested into your Kea Section, you will need to complete your Membership Badge. Your Kaiārahi and other Kea will help you with this.

The logo consists of the word "KEA" in white, bold, uppercase letters centered within a solid orange rectangular box.

There are three main parts to this:

- Introduction to Scouting
- Introduction to the Kea Section
- Safe From Harm

Bronze, Silver, and Gold Awards

The Bronze, Silver, and Gold awards recognise your progression through the programme.

To complete these awards, you will need to **Participate**, **Assist**, and **Lead** in a number of activities from each of the Programme Areas.

At the end of each award, you will also take part in a reflection.



The Adventure Skills

The Adventure Skills help you to gain the skills you need to participate in, assist with, and lead adventurous activities. It is up to you how quickly or slowly you do the different levels.

Currently there are 7 Adventure Skills. They are:



Air Activities



Tramping



Boating



Vertical



Camping



Water Safety



Emergency Skills

You can find out more about the Adventure Skills on page 50.

Better World

Better World is your opportunity to get involved and make a difference to our world through **Experience, Act, and Share**.

There are 8 Better World programmes. They are:



Climate Change



Community



Conservation



Equity



Oceans



Global Citizenship



Sustainable Choices



Peace Education

You can find out more about Better World on page 54.

Kōwhai Kea Award

The highest award you can earn as a Kea is the Kōwhai Kea Award. This is the Capstone Award for the Kea Section.

To achieve the Kōwhai Kea Award, you will need to:

- Achieve your Gold Kea Award
- Complete 10 Adventure Skills progressions
- Complete 4 Better World projects, across at least 2 different programmes
- Undertake a 3-hour Adventurous Journey
- Take part in 8 Community Engagement hours
- Complete a peer-led review of your time in the Kea Section

You can find more details about these challenges in the other parts of this handbook.



SCOUT LAW AND KEA PROMISE

The Law and Promise are values every member of Scouting agrees to live by in everything we do. This means all the time, even if we are at home or school.

Our Scout Law

Te Ture Scout

Our Scout Law is our contemporary values model, made up of three values:



Have Respect

He Whai Whakaaro

For yourself and others
Ki a koe, ki tangata kē atu

For the environment
Ki te taiao



Do What is Right

Kia Tika

Be trustworthy
and tolerant
Kia manawanui

Have integrity
Kia ngākau pono



Be Positive

Kia Ngākau Pai

Accept challenges
with courage
Tū whitia te hopo

Be a friend to all
Hei hoa ki te katoa

Kaitiakitanga

Kaitiakitanga is the te reo Māori understanding that we are a part of the natural world, not separate from it, and it is our responsibility to act as guardians of our environment.



We do this by having respect for the environment - the sky, the sea, and the land, and doing what is right by looking after, protecting, and cherishing it.

Whenever we do things, in Scouting, and in the rest of our lives, we should always think about how we are impacting the world around us.

Our Kea Promise

Te kī Taurangi Kea

The Promise is a commitment we all make when we are invested into Scouting. Before you make your promise as a Kea, you will have a discussion with your Kaiārahi or another Kea about what it means for you.

You can make your promise in te reo Māori, New Zealand Sign Language, or English.



Our Kea Promise

I share, I care, I discover, I grow.



Te kī Taurangi Kea

Ka tohatoha ahau,
ka manaaki ahau,
ka kite ahau,
ka whanake ahau.





You can also watch a video of the NZSL Kea Promise by scanning the QR code below:



INTRODUCTION TO SCOUTING

History of Scouting

Scouting was founded by Lord Robert Baden-Powell (BP) in England in 1907. In 1908 groups were operating in communities all across Aotearoa; including in Auckland, New Plymouth, Petone, Wellington, and Kaiapoi.

Today Scouting is a global Movement, with over 50 million Scouts, both young people and adults, in over 200 countries and territories!

Scouts is the world's largest non-formal youth education movement!

While every National Scout Organisation is different, we all share similar goals and values, and there are traditions and symbols used by Scouts all over the world. These include Scout scarves, the Scout sign/three finger salute, and the left handshake.

Scouts Aotearoa is a diverse and vibrant Movement that welcomes everyone and celebrates the different values and experiences brought by all of our members.

Introduction

One of the first things you do when you join any Section of Scouting is to learn about Scouting. To help you do this, you should complete your 'Introduction to Scouting'. This will help you to understand what Scouting is all about.

You can talk with your Kaiārahi or another Kea about the key aspects of Scouting and get them signed off.

This introduction is not a test. You do not have to do it all at once - it can happen over a few weeks. If you like, you can also do your 'Introduction to the Kea Section' at the same time.

We have discussed	Date	Initials
The World Organisation <ul style="list-style-type: none"> <input type="checkbox"/> Who started Scouting <input type="checkbox"/> Fun facts about Scouts around the world 		
Scouting in Aotearoa New Zealand <ul style="list-style-type: none"> <input type="checkbox"/> When Scouting started in NZ <input type="checkbox"/> Fun facts about Scouts NZ 		
Our Scout Group		
Some of the traditions and symbols of Scouting <ul style="list-style-type: none"> <input type="checkbox"/> Why do we wear a scarf? <input type="checkbox"/> What is the Scout sign? <input type="checkbox"/> Why do we do ceremonies? <input type="checkbox"/> Why do we shake with the left hand? 		
What is investiture and when does it happen?		
What does Plan, Do, Review mean?		

INTRODUCTION TO THE KEA SECTION

As a new Kea, there are some things that are important to learn about the Kea Section.

This will help you to:

- Meet other Kea
- Set goals for what you want to get out of your time in the Kea Section

You can talk with your Kaiārahi or another Kea about what it means to be a Kea and get them signed off.



This introduction is not a test. You do not have to do it all at once - it can happen over a few weeks. If you like, you can also do your 'Introduction to Scouting' at the same time.

You will find more information on page 84 to help you.

When you have finished your 'Introduction to Scouting' and 'Introduction to the Kea Section' you will be invested into your Kea Section in a special ceremony and be presented with your Kea Membership Badge.

KEA

This is your formal welcome to the Kea Section. This is also the time when you will make your promise and receive your Group scarf.

We have discussed	Date	Initials
What is the Kea section all about? <input type="checkbox"/> What is the programme?		
What is a mentor and who is my mentor?		
What is a small team? <input type="checkbox"/> What kinds of small teams am I likely to work in? <input type="checkbox"/> Who is my Team Leader?		
What is a Youth Leadership Team? <input type="checkbox"/> Who is in my Section's Youth Leadership Team?		
What can I do in the Kea Section? <input type="checkbox"/> What are the key activities of Kea? <input type="checkbox"/> What are the interests of my Section? <input type="checkbox"/> What am I interested in?		
How are my achievements recorded?		
Who signs off my achievements?		
What is the Scout Method?		
What is Kaitiakitanga?		
Why is it important to look out for each other?		

We have discussed	Date	Initials
What are the SPICES? <input type="checkbox"/> How can I develop in each SPICES area as a Kea?		
What is the Scout Law and Promise? <input type="checkbox"/> What do they mean to me? <input type="checkbox"/> How do they shape my behaviour and actions as a Kea? <input type="checkbox"/> How do they shape my behaviour and actions in my life? <input type="checkbox"/> How is the Section connected to the Law and Promise?		
What is Safe From Harm? <input type="checkbox"/> What should I expect of adults? <input type="checkbox"/> What do adults expect from me? <input type="checkbox"/> Where can I go if I need help?		
What are the behaviour expectations for me and the Section?		
What do I want to achieve while I am a Kea?		
What does Plan, Do, Review look like for Kea?		

Investiture Date & Badge Awarded:	Kaiārahi Signature:
--------------------------------------	------------------------

INTRODUCTION TO THE KEA SECTION

About Me!

My Team Leader is: _____

My interests are: _____

As a Kea I want to: _____



BRONZE, SILVER, AND GOLD AWARDS

You gain your Bronze, Silver, and Gold awards by participating, assisting, and leading activities in the Kea Section. These activities are based on the 3 Programme Areas.

Each award is likely to take you about 6-12 months to complete.

If you are participating in your regular Kea nights, you are likely to end up completing a lot of your Bronze, Silver, and Gold awards just by showing up and getting involved!

There are two parts to each of these:

1. Participating, Assisting, and Leading activities in the Programme Areas
 - This is about doing your best
2. Personal Reflection at the end of each award
 - This means thinking about how you have developed your SPICES through the activities you did to complete the award



	Bronze	Silver	Gold
<p>Participate</p> 	<p>8 different activities from each Programme Area</p>	<p>6 different activities from each Programme Area</p>	<p>5 different activities from each Programme Area</p>
<p>Assist</p> 	<p>3 different activities from across at least 2 different Programme Areas</p>	<p>4 different activities from across at least 2 different Programme Areas</p>	<p>5 different activities from across at least 2 different Programme Areas</p>
<p>Lead</p> 	<p>1 activity from any Programme Area</p>	<p>2 activities from any Programme Area</p>	<p>4 activities from across at least 2 different Programme Areas</p>




PARTICIPATE, ASSIST, LEAD




Participate, Assist, Lead is the way you measure how involved you are in the Kea activities. Your involvement and experience in the activities will help you achieve your Bronze, Silver, and Gold awards.

Think about:

- What did you do in the activity?
- Did you help prepare the activity?
- What did you learn from what you did in the activity?
- What can we do better next time?



For Kea, Participate, Assist, and Lead look like this:

	Bronze	Silver	Gold
Participate 	Attendance and involvement in the activities of the Section	Attendance and involvement in the activities of the Section	Attendance and involvement in the activities of the Section
Assist 	Assist with a game	Assist with a game or small activity	Assist with a game or small activity, including assisting with the planning or reviewing
Lead 	Take a leading role in a game or small activity	Lead a game or small activity	Lead a game or small activity, including helping plan and review

If you need to, you can complete these awards with help from Kaiārahi.

BRONZE - Participate

Participate in 8 activities from each Programme Area



Personal

Personal Activity 1 Activity Description:	Date:
Personal Activity 2 Activity Description:	Date:
Personal Activity 3 Activity Description:	Date:
Personal Activity 4 Activity Description:	Date:
Personal Activity 5 Activity Description:	Date:
Personal Activity 6 Activity Description:	Date:
Personal Activity 7 Activity Description:	Date:
Personal Activity 8 Activity Description:	Date:



Adventure

Personal Activity 1 Activity Description:	Date:
Personal Activity 2 Activity Description:	Date:

Personal Activity 3 Activity Description:	Date:
Personal Activity 4 Activity Description:	Date:
Personal Activity 5 Activity Description:	Date:
Personal Activity 6 Activity Description:	Date:
Personal Activity 7 Activity Description:	Date:
Personal Activity 8 Activity Description:	Date:



Community

Personal Activity 1 Activity Description:	Date:
Personal Activity 2 Activity Description:	Date:
Personal Activity 3 Activity Description:	Date:
Personal Activity 4 Activity Description:	Date:
Personal Activity 5 Activity Description:	Date:
Personal Activity 6 Activity Description:	Date:
Personal Activity 7 Activity Description:	Date:
Personal Activity 8 Activity Description:	Date:

BRONZE - Assist



Assist with 3 or more activities from across at least 2 different Programme Areas

Activity 1:	Date:
Programme Area:	Initials (Team Leader):
My role was:	

Activity 2:	Date:
Programme Area:	Initials (Team Leader):
My role was:	

Activity 3:	Date:
Programme Area:	Initials (Team Leader):
My role was:	

Activity 4 (optional):	Date:
Programme Area:	Initials (Team Leader):
My role was:	

BRONZE - Lead



Lead at least 1 activity

Activity 1:	Date:
Programme Area:	Initials (Team Leader):
My role was:	
How were you involved in planning?	
How did you lead?	
How were you involved in reviewing?	

Other Bronze Requirements

Personal Reflection	Date:
Award Issued	Date: Signed:

SILVER - Participate



Participate in 6 activities from each Programme Area



Personal

Personal Activity 1 Activity Description:	Date:
Personal Activity 2 Activity Description:	Date:
Personal Activity 3 Activity Description:	Date:
Personal Activity 4 Activity Description:	Date:
Personal Activity 5 Activity Description:	Date:
Personal Activity 6 Activity Description:	Date:



Adventure

Personal Activity 1 Activity Description:	Date:
Personal Activity 2 Activity Description:	Date:
Personal Activity 3 Activity Description:	Date:

Personal Activity 4 Activity Description:	Date:
Personal Activity 5 Activity Description:	Date:
Personal Activity 6 Activity Description:	Date:



Community

Personal Activity 1 Activity Description:	Date:
Personal Activity 2 Activity Description:	Date:
Personal Activity 3 Activity Description:	Date:
Personal Activity 4 Activity Description:	Date:
Personal Activity 5 Activity Description:	Date:
Personal Activity 6 Activity Description:	Date:

SILVER - Assist



Assist with 4 or more activities from across at least 2 different Programme Areas

Activity 1:	Date:
Programme Area:	Initials (Team Leader):
My role was:	

Activity 2:	Date:
Programme Area:	Initials (Team Leader):
My role was:	

Activity 3:	Date:
Programme Area:	Initials (Team Leader):
My role was:	

Activity 4:	Date:
Programme Area:	Initials (Team Leader):
My role was:	

SILVER - Lead



Lead at least 2 activities from any Programme Areas

Activity 1:	Date:
Programme Area:	Initials (Team Leader):
My role was:	
How were you involved in planning?	
How did you lead?	
How were you involved in reviewing?	

Activity 2:	Date:
Programme Area:	Initials (Team Leader):
My role was:	
How were you involved in planning?	
How did you lead?	
How were you involved in reviewing?	

Other Silver Requirements

Personal Reflection	Date:
Award Issued	Date: Signed:

GOLD - Participate



Participate in 5 activities from each Programme Area



Personal

Personal Activity 1 Activity Description:	Date:
Personal Activity 2 Activity Description:	Date:
Personal Activity 3 Activity Description:	Date:
Personal Activity 4 Activity Description:	Date:
Personal Activity 5 Activity Description:	Date:



Adventure

Personal Activity 1 Activity Description:	Date:
Personal Activity 2 Activity Description:	Date:
Personal Activity 3 Activity Description:	Date:
Personal Activity 4 Activity Description:	Date:
Personal Activity 5 Activity Description:	Date:



Community

Personal Activity 1
Activity Description:

Date:

Personal Activity 2
Activity Description:

Date:

Personal Activity 3
Activity Description:

Date:

Personal Activity 4
Activity Description:

Date:

Personal Activity 5
Activity Description:

Date:

GOLD - Assist



Assist with 5 or more activities from across at least 2 different Programme Areas

Activity 1:	Date:
Programme Area:	Initials (Team Leader):
My role was:	

Activity 2:	Date:
Programme Area:	Initials (Team Leader):
My role was:	

Activity 3:	Date:
Programme Area:	Initials (Team Leader):
My role was:	

Activity 4:	Date:
Programme Area:	Initials (Team Leader):
My role was:	

Activity 5:	Date:
Programme Area:	Initials (Team Leader):
My role was:	

Activity 6 (optional):	Date:
Programme Area:	Initials (Team Leader):
My role was:	

GOLD - Lead



Lead at least 4 activities from across at least 2 different Programme Areas

Activity 1:	Date:
Programme Area:	Initials (Team Leader):
My role was:	
How were you involved in planning?	
How did you lead?	
How were you involved in reviewing?	

Activity 2:	Date:
Programme Area:	Initials (Team Leader):
My role was:	
How were you involved in planning?	
How did you lead?	
How were you involved in reviewing?	

Activity 3:	Date:
Programme Area:	Initials (Team Leader):
My role was:	
How were you involved in planning?	
How did you lead?	
How were you involved in reviewing?	

Activity 4:	Date:
Programme Area:	Initials (Team Leader):
My role was:	
How were you involved in planning?	
How did you lead?	
How were you involved in reviewing?	

Other Gold Requirements

Personal Reflection	Date:
Award Issued	Date: Signed:

THE ADVENTURE SKILLS

The Adventure Skills are your pathway to adventure. They are designed to help you gain the skills you need to participate in, assist with, and lead adventurous activities.

The Adventure Skills are designed so that you can work on them as you move through your Scouting journey. Instead of being attached to a Section, you can complete any level of any Adventure Skill in any Section, as long as you have completed the previous levels of that Skill.

Each Skill has 9 levels, each with a set of competencies to complete that build on the level before it.

Currently there are 7 Adventure Skills. They are:



Air Activities



Tramping



Boating



Vertical



Camping



Water Safety



Emergency Skills

You can be assessed by your Kaiārahi, another member of Scouting who is two or more levels above you in the Skill, or any other competent person.

Once you reach level 3, you can start to mark off others who are working at level 1!

To complete your Kōwhai Kea Award, you will need to complete 10 Adventure Skills progressions.

A progression is gaining a new level in a Skill. It's up to you if you want your progressions to be across a lot of different Skills, or mostly in just a few of them.

You can find all the requirements for each of the Adventure Skills in the Programme Manual, on Mahi Tahī, or in the separate Adventure Skills resources. On Mahi Tahī, you can also find space to record your Adventure Skills progression and resources to do this offline.

When you finish an Adventure Skill level, you can then record it on the space in the next page.



	Level 1	Level 2	Level 3	Level 4
Air Activities				
Boating				
Camping				
Emergency Skills				
Tramping				
Vertical				
Water Safety				

Level 5	Level 6	Level 7	Level 8	Level 9
Climbing				
Caving				

BETTER WORLD

Better World helps you live out your Scout Promise by contributing to your community, country, and world.

There are 3 parts to every Better World programme:



Experience: Learn about an issue that is interesting to you. Find out about how it affects people, and what you can do to help.



Act: Participate in, Assist with, or Lead a project that helps with the issue you've been learning about. Remember to Plan, Do, and Review every part of your project.



Share: Share what you have done with others, and let them know how they can get involved.

There are 8 Better World Programmes. They are:



Climate Change



Conservation



Oceans



Sustainable Choices



Community



Equity



Global Citizenship



Peace Education

You can complete a Better World project with your Kea Section, by yourself, or with another group.

To complete your Kōwhai Kea Award, you will need to complete 4 Better World projects in at least 2 different programmes.

Better World works with the Sustainable Development Goals (SDGs). This is a set of 17 goals for the world that were agreed upon by world leaders in 2015 to make the world a better place for everyone.



SUSTAINABLE DEVELOPMENT GOALS



You can find specific programme requirements and resources in the Programme Manual, or in the programme resources portion of Mahi Tahī.

Record your Better World achievements on the following pages, or in Mahi Tahī.

BETTER WORLD - 1



Experience

Better World Programme:

SDGs:

Activity 1:

Activity 2:

Activity 3:

Activity 4:



Act

The topic I'm going to focus on is:

What are people already doing in this area?

My project goal is:

Who will be involved?

What will I/we do?

How will it help?



Share

What was the impact of the project?

What did you learn?

Did you achieve your goal?

How will you share what you did?

Who will you share it with?

How will it inspire others?

How have you changed what you do?

What will you do next?

Badge Completed:

Date:

Signed:

BETTER WORLD - 2



Experience

Better World Programme:

SDGs:

Activity 1:

Activity 2:

Activity 3:

Activity 4:



Act

The topic I'm going to focus on is:

What are people already doing in this area?

My project goal is:

Who will be involved?

What will I/we do?

How will it help?



Share

What was the impact of the project?

What did you learn?

Did you achieve your goal?

How will you share what you did?

Who will you share it with?

How will it inspire others?

How have you changed what you do?

What will you do next?

Badge Completed:

Date:

Signed:

BETTER WORLD - 3



Experience

Better World Programme:

SDGs:

Activity 1:

Activity 2:

Activity 3:

Activity 4:



Act

The topic I'm going to focus on is:

What are people already doing in this area?

My project goal is:

Who will be involved?

What will I/we do?

How will it help?



Share

What was the impact of the project?

What did you learn?

Did you achieve your goal?

How will you share what you did?

Who will you share it with?

How will it inspire others?

How have you changed what you do?

What will you do next?

Badge Completed:

Date:

Signed:

BETTER WORLD - 4



Experience

Better World Programme:

SDGs:

Activity 1:

Activity 2:

Activity 3:

Activity 4:



Act

The topic I'm going to focus on is:

What are people already doing in this area?

My project goal is:

Who will be involved?

What will I/we do?

How will it help?



Share

What was the impact of the project?

What did you learn?

Did you achieve your goal?

How will you share what you did?

Who will you share it with?

How will it inspire others?

How have you changed what you do?

What will you do next?

Badge Completed:

Date:

Signed:

ADVENTUROUS JOURNEY

Adventurous Journeys are a way for you to get out, explore, and put into action the skills you have learned as a Kea. Your Adventurous Journey should take place while you're working on your Gold Kea Award.

Plan

Plan a journey of at least 3 hours duration:

- Choose what type of journey you want to do. It could be walking, cycling, kayaking, sailing, or many more. Your method of travel should be mostly powered by you, not a car, train, plane, or other powered vehicle
- Choose the route you will take. (Travel to and from the start and end points of the journey should not be counted in its duration)
- Choose the right equipment
- Think of what food to take
- Who will be in your journey team?
- Who will be your mentor?
- Think about what can go wrong (risks) and what you can do to reduce the chance of those things happening (minimising risk).
- Think of a backup plan just in case
- Make sure you are following the rules
- Complete your planning and discuss it with your mentor
- Share your plan with your Youth Leadership Team

Do

Put the Scout Method into practice by:

- Having an adventure!
- Learning by doing
- Enjoying working in your small team
- Leading others


**Review**

When your journey has finished think about your journey and what you have achieved:

- Was it fun, challenging, active, and inclusive?
- What went well?
- What would you do differently next time?
- Share what you did with your Kea Section

Journeys undertaken for an Adventure Skill can be counted as the Adventurous Journey, as long as your journey fulfills the requirements for both.

ADVENTUROUS JOURNEY



Plan		
Date:	Start Date:	Location: (attach/ submit route plan)
	End Date:	
What Adventure Skills will you use?		
Who else will be in your journey team?		
What equipment do you need?		
What kind of risks can you think of? What can you do to minimise those risks?		
What is your backup plan?		



Do

What did you do?



Review

What did you enjoy?

What did you learn?

What would you do differently next time?

Journey Completed:

Party Size:	
Date:	

COMMUNITY ENGAGEMENT

Community Engagement is about spending time doing activities within your community.

To complete your Kōwhai Kea Award, you need to take part in 8 Community Engagement hours.

These hours might come from taking part in a Better World programme, or from any other activities that get you out in your community.

These can be done as one big project, or as several different activities, depending on what you want to do. You can complete them over a short or long period of time.

Here are some examples of activities you could do:

- Collect rubbish in your community
- Collect food for your local food bank
- Take part in a scavenger hunt in your local area
- Complete a road safety walk near your meeting place
- Hold a campfire at a local rest home
- Plant trees at a local park or school



PEER-LED REVIEW

The peer-led review should be the final part of your Kōwhai Kea Award and gives you the chance to think back about your time as a Kea.

Think about your journey through the Kea Section. Here are some questions you can ask yourself to help reflect:

Have you:

- Experienced a range of adventures?
- Developed your Adventure Skills?
- Made a difference in your community?
- Achieved the goals you set when you started?
- Developed in the SPICES?
- Led and assisted other Kea, and maybe even some Cubs?
- Learned something new?



In the Kea Section, your peer-led review should happen with other Kea, and your Kaiārahi.

Your review could be 'documented' using record books, maps, photos, videos, or any other means you like. Or there might be very little 'documentation' and you can just tell a story about your experiences.

However you reflect on your Kea journey, it is up to you to do your best.

Date:	
Signed:	

KŌWHAI KEA AWARD

Summary Page

Mark off each section once complete

Requirement				Date	
Gold Kea Award					
Adventure Skills Progressions					
Skill	Level	Date	Skill	Level	Date
Better World Project 1:					
Better World Project 2:					
Better World Project 3:					
Better World Project 4:					
Adventurous Journey					
Community Engagement Hours					
Peer-Led Review					

Youth Leadership Team Approval	Date:	Signed:
Award Received	Date:	

CONTINUING YOUR SCOUTING JOURNEY

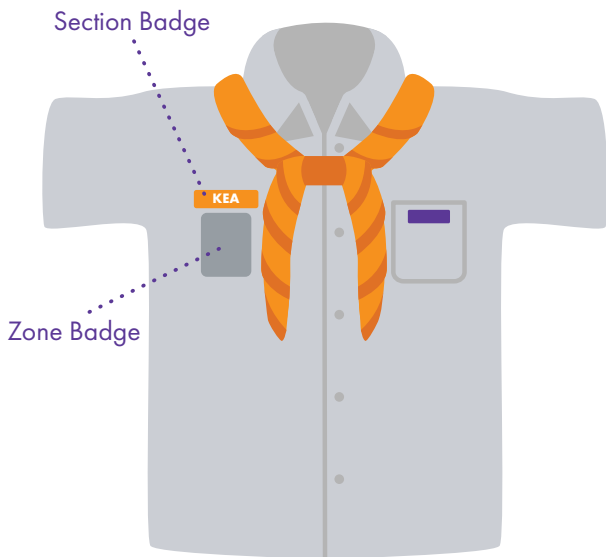
As you come to the end of your journey through the Kea Section, it's time to think about your next steps in Scouting. The Cub Section is an exciting place to learn new things and push the boundaries of adventure.

You might have met some Cubs during your time as a Kea, and might already have some friends in Cubs.

Have a discussion with your Kaiārahi about when you want to move up to Cubs, and how to organise some visits to learn what Cubs is all about!



UNIFORM AND BADGE LAYOUT



Right Sleeve

Youth Training
Course Badges
& Naval/Air
Recognition

Better World
Badges

Adventure Skills Badges

Left Sleeve

Group
Nametape

New Zealand
Ensign
(International
Contingents Only)

Event Badges

Capstone
Award

Bronze, Silver, Gold Badges

YOUTH LEADERSHIP TEAM

The Youth Leadership Team (YLT) is made up of the Team Leaders of each Home Team. They work with Kaiārahi to plan the Kea programme and make sure that Kea activities are adventurous, fun, challenging, active, and inclusive for everyone.

Team Leader

Role Description

The Team Leader leads their Team. This includes helping the Kea in their Team navigate their Scouting journey, contributing to the Section's Youth Leadership Team, and taking a leadership role in programme planning.

Key Responsibilities

- Help plan programme activities and choose which activity ideas should go to the whole Section for voting
- Look after less experienced members of their Team
- Represent their Team at Leadership Team meetings
- Work with other Team Leaders to make sure the Section runs well
- Know the abilities and strengths of each Team member
- Act as a role model for fellow Kea

Assistant Team Leader

Role Description

The Assistant Team Leader assists the Team Leader in leading their Team.

Key Responsibilities

- Help the Team Leader plan and choose activities
- Help the Team Leader look after other Team members
- Represent the Team at Leadership Team meetings if the Team Leader is unavailable
- Know the abilities and strengths of each Team member
- Take on the responsibilities of the Team Leader if they are unavailable
- Act as a role model for fellow Kea

CODE OF CONDUCT

Your Section Code of Conduct (sometimes known as a Behaviour Code, or Behaviour Agreement) is an agreement between all the members of your Kea Section on how you will treat each other while at Kea activities.

Everyone in the Section should work together to decide on what goes into your Code of Conduct. Here are some things you might want to think about when making yours:

- The Scout Law (Have Respect, Do what is Right, Be Positive)
- The Kea Promise
- The things you are good at
- What you want Kea activities to be like for everyone

INTRODUCTION TO THE KEA SECTION

Frequently Asked Questions

How does the Kea section operate?

The Kea section is all about you starting to explore the world around you. You will try new things, explore independence, teamwork, leadership, adventure and the outdoors. You will make new friends and learn new skills along the way.

How does the programme run?

There are 3 Programme Areas; Personal, Adventure, and Community.

You will participate, assist, and lead over your time as a Kea. Everyone participates in programme planning at different stages. Activities might be run in small teams or with your whole Kea group, or even with all the Kea in your Zone.

How do small teams work?

Many activities and experiences will happen in small teams, this ensures everyone has a great Scouting experience and is included.

How can you develop your leadership skills?

You might develop your leadership skills while assisting or leading with activities, or take up a role as a Team Leader.

Leadership skills are also about learning how you fit into a team and work with others.

How do you get involved in projects?

You might start with participating in a project before discovering your new interests, you will develop the skills to lead others in activities that you are interested in. Your Team Leader and Kaiārahi can help you with this.

How are achievements recorded in the Kea Section?

You will record your achievements in this handbook or in the digital version on Mahi Tahi.

Who signs off achievements?

Your Team Leader or Kaiārahi can sign these off for you.

For the Adventure Skills, anyone who has that skill in a level 2 or more levels above you can sign you off.

THE SPICES

"I" Statements



Interpersonal Development

I will develop my interpersonal skills by listening, sharing my opinions, taking part, and encouraging others.

Civic Engagement

I will learn how my local community works and how I can contribute.

Leadership and Cooperation

I will develop my cooperation skills by listening, sharing my things, actively taking part in team activities, and encouraging others.

Global citizenship

I will develop an awareness of other countries in the world.



Keeping Healthy

I will develop an understanding of the importance of keeping fit and active, healthy eating, and good hygiene.

Understanding Capabilities

I will discover my capabilities, and those of others, by taking part and being active in team activities.



Finding and Processing Information

I will develop through questioning and creative play, and through exploring new ideas with an open and enquiring mind.

Applying Information

I will try new things, explore safely and be creative in a variety of ways.

Reflecting Critically

I will be able to answer questions posed by Kaiārahi about my experiences.



Character Development

Values for Life

(The Scout Law and Promise)

I will know the Kea Promise and the headline values of the Scout Law, and can express what they mean to me.

Personal Identity

I will be able to say whether I think something is right or wrong.

Social Identity

I will learn about my family and my culture; I am identifying my likes and dislikes.



Emotional Development

Awareness

I will be able to describe the feelings of both myself and others; I will treat others the way I would like to be treated.

Expression

I will be able to say how I feel about different things, and talk about how I can express myself in different ways.

Empathy

I will be able to recognise that people react differently to the same situation and I have respect for people around me.

Balance

I will learn how to be positive and work in small teams.



Spiritual Development

Exploring Beliefs

I will explore what beliefs are.

Respect for Others

I will develop awareness that everyone is different and that beliefs differ from person to person.

Reflection

I will pause and consider what's important to me.

Gratitude

I will be able to recognise when to say thank you and what for.

PERSONAL PROGRAMME AREA

Activity Ideas

Learn the Kea Promise in New Zealand Sign Language or te reo Māori

Visit an observatory

Make something out of papier-mâché

Cook a snack

Learn how to pack your bag for an adventure

Make a musical instrument

Learn a dance

Learn how to be safe around roads

Take part in a Kea's Own

Learn about recognising emotions

Help out around your house

Try photography

Build something out of Lego

Tell a story

Create an artwork

Learn some first aid

Find out about your family history

Learn about the Kea parrot

Look after a pet for a week

Grow and care for a vegetable or other plant

Take part in a team challenge

Play a game or sport

Take part in a skit or play

Try finger painting

Learn about your favourite animal

Make a poster about something you're interested in

Do a science experiment

Any other activity you can think of!



ADVENTURE PROGRAMME AREA

Activity Ideas

Go for a nature walk

Attend a Kea sleepover

Try geocaching

Take part in a Mudslide Day

Have a wheels day

Explore somewhere you've never been before

Take part in a performance

Fly a kite

Build a sandcastle

Go swimming

Make a piece of artwork out of nature

Design a theme park

Create a marble track

Build and test a bottle rocket

Visit a Cub or Scout camp

Learn how to put on a personal flotation device

Climb a tree

Take part in a sports day

Make and fly a paper aeroplane

Try mini-golf

Take part in a treasure hunt

Make a puppet theatre

Create an obstacle course

Take part in a blindfolded taste test

Build a castle out of cardboard boxes

Make a telephone out of cups and string

Any other activity you can think of!



COMMUNITY PROGRAMME AREA

Activity Ideas

Visit your local Marae

Clean up a local park or beach

Visit a rest home

Learn about your local emergency services

Visit another Section

Take part in a Matariki celebration

Learn a greeting in another language

Visit a local place of worship

Try some international foods

Take part in an ANZAC Day, Christmas, or other parade

Learn about a culture different from your own

Take part in a campfire

Learn about how to care for the environment

Find out about how recycling works in your area

Visit a place of significance in your community

Learn about Scouting in a different country

Learn about a local legend


Bring a friend to a Kea activity

Help collect food for your local food bank

Visit the SPCA and learn about what they do

Take part in a community event

Any other activity you can think of!



FOR PARENTS AND WHĀNAU

A big welcome to you and your Kea!

The Kea Section is a special place, where your child will experience exciting opportunities to grow and develop as a person as well as having a ton of fun and meeting new friends along the way.

Kea are of an age where self discovery is strong and they are constantly learning and discovering new things. The Kea Section gives your child the opportunity to be independent and get involved in all the new activities and adventures they are about to partake in.

While parents are not expected to stay for sessions, if you would like to stay you are most welcome. There are also many opportunities to support your Kea and the Scout Group. If you can spare any time, there is always something that needs doing.

It might be joining your Scout Group's committee, acting as a parent helper at Kea activities, helping the group fundraise, helping to sew scarves, or even becoming a Kaiārahi! There are so many ways you can offer your support to Scouting.

If this is something that interests you, please discuss this with your Kea's Kaiārahi or the Group Leader.

As part of our child protection and safe from harm policy, any adult wanting to assist with any form of Scouting activity will need to be police checked.

You can read more about this on our website and submit an application.

www.scouts.nz/volunteer

Any help you are able to give to your Group and our Movement is greatly appreciated.

SUSTAINABILITY / MOST RECENT VERSION

Save the planet. Download a digital version by using the QR Code below. The QR Code will take you to the most recent version of the Kea Handbook.





SCOUTS[®]
Aotearoa